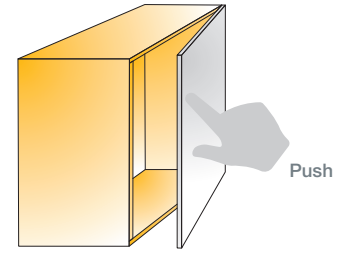
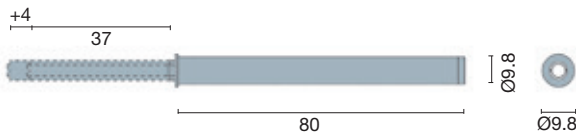


PushOpen Long



Stroke [mm]	Item number	White	Grey	Lead grey	Black
-------------	-------------	-------	------	-----------	-------

PushOpen
Long



With bumper

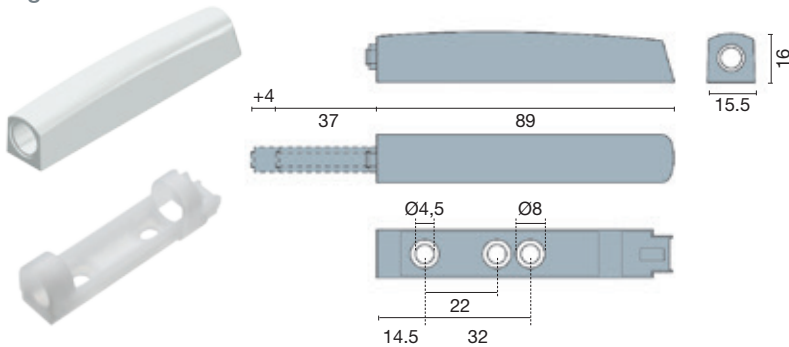
37 **915-7188** → 350 380 383 390

With magnet

37 **915-7186** → 350 380 383 390

100 Pcs Made of steel and plastic

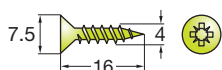
Housing
Long



915-7193 → 350 380 383 390

100 Pcs Made of plastic

Fixing screws for housing



Chipboard screws
820-6328-050

10000 Pcs

Accessories for PushOpen with magnet (nickel plated steel)

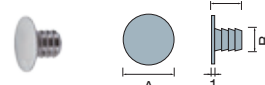
Counter plate self adhesive



A = Ø15

915-7159-050 500 Pcs

Counter plate



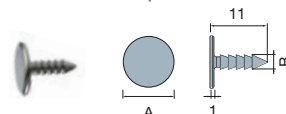
A = Ø10 B = Ø5

915-7196-050 500 Pcs

A = Ø15 B = Ø8

915-7190-050 500 Pcs

Knock-in Counter plate



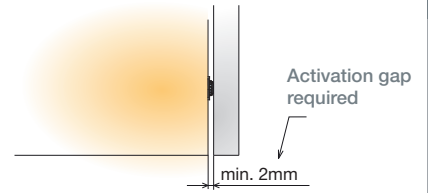
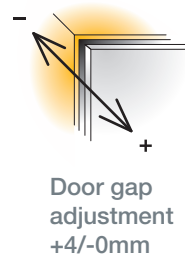
A = Ø10 B = Ø2.8

915-7199-050 500 Pcs

- Effortless opening with just a light touch
- Depth adjustment ensures reliable opening



PushOpen with bumper works with standard hinge
 PushOpen with magnet works with reverse spring or unprung hinges


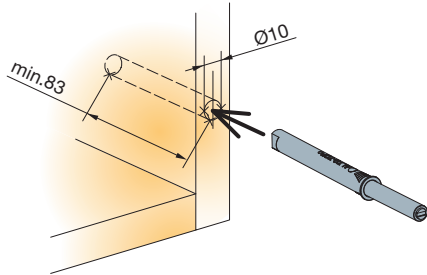


Drilling pattern and mounting procedure

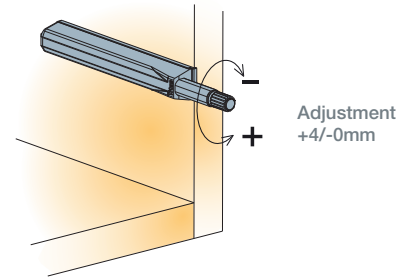
Depth adjustment

Door gap adjustment

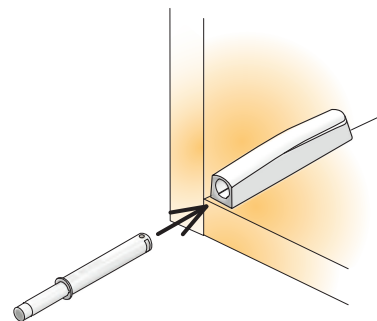
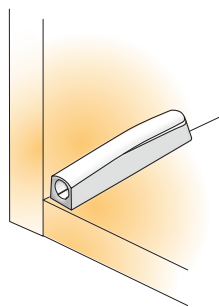
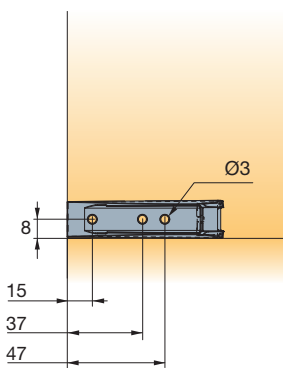
Without housing



Adjustment made by rotating the depth adjustment screw



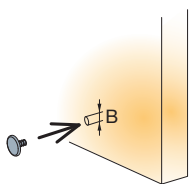
With housing



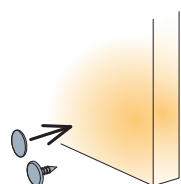
Application on door for Counter plates

Application on door for Counter plate with double side tape and knock-in counter plate

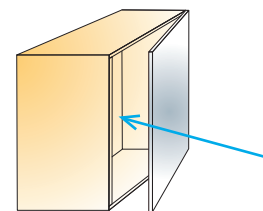
Positioning



Pre-drilled hole ØB x 10mm



Sticking or knock-in position



Close to the 'touch opening point' on the side opposite to hinges